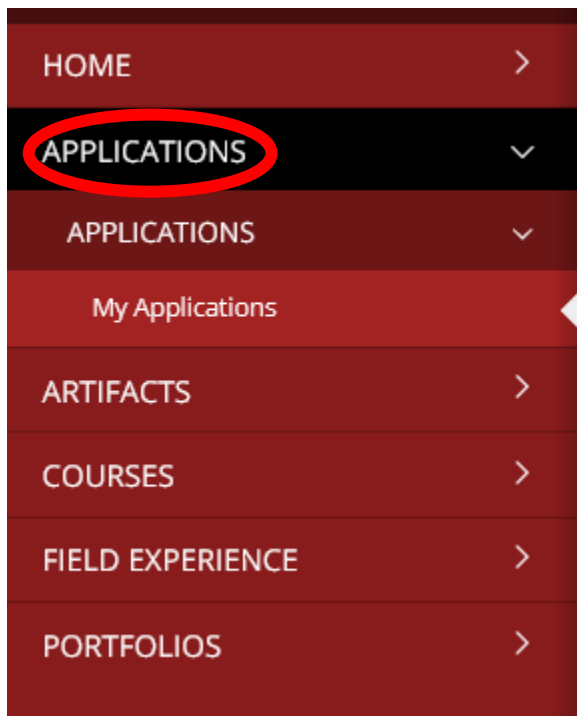


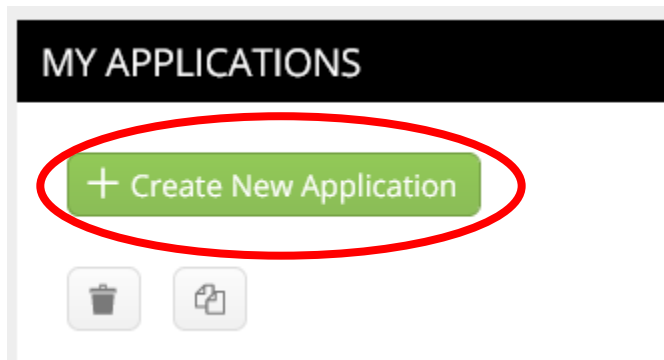
Uploading the L1 Form

The L1 Form is the first form we will ask you to fill out once you've acquired Tk20. It is required for all teaching programs and must be completed before any practicum can begin. This guide will help you to locate the form and upload it to your Tk20 Account

Step 1: Click on the **Applications** tab. This will take you to a new screen



Step 2: Click the green Create New Application button



Step 3: Select the L1 Form from the dropdown menu. Then, click the green **Next** button

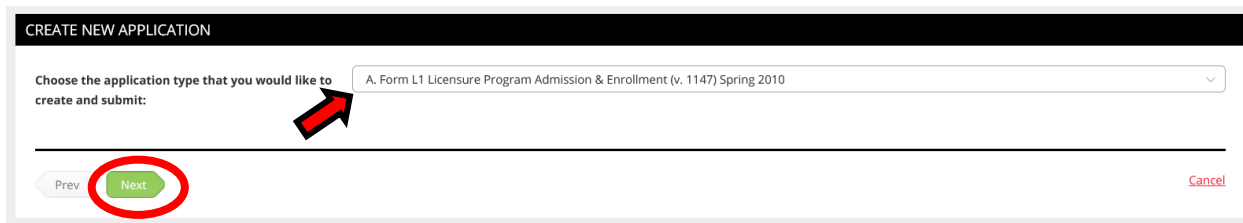
CREATE NEW APPLICATION

Choose the application type that you would like to create and submit:

A. Form L1 Licensure Program Admission & Enrollment (v. 1147) Spring 2010

Prev Next

Cancel



Step 4: Complete the Form. When finished, click the green **Submit** button in the bottom, right corner.

Submit Save Close



*Please Note: This form is locked after submission. You can save this document for later completion by clicking the Save and then Close buttons as well. However, there is a submission deadline for this form. If you fail to complete/submit the form before this deadline runs out, the system will auto-submit the form and you will be locked out from editing this form.